



# Partner Webinar on the Coronavirus

June 11, 2020



Welcome

# Agenda

---

- **Clinical Update**
- **David Pomaville**
  - **Director of Public Health  
Fresno County, CA**
- **COVID Surveillance**



Craig Diamond // SVP Marketing & Communications



A close-up photograph of a white lab coat. A stethoscope is draped over the top left. The Wellpath logo, consisting of a blue icon of three hands and the text 'wellpath' and 'To hope and healing.', is embroidered on the chest. A teal horizontal bar is overlaid across the middle of the image, containing the text 'Clinical Update' and 'Dr. Tom Pangburn // Chief Clinical Officer'.

# Clinical Update

Dr. Tom Pangburn // Chief Clinical Officer

 **wellpath**<sup>SM</sup>  
To hope and healing.

# Clinical Update



Dr. Tom Pangburn // Chief Clinical Officer






# Public and Correctional Health partnering for a Healthier Community

DAVID POMAVILLE, DIRECTOR OF PUBLIC HEALTH  
FRESNO COUNTY

Correctional  
Health  
From my  
perspective...



# What we do in Public Health



Control and prevention of communicable disease



Prevent food and water borne illnesses



Promote public safety through proper use and disposal of chemicals



Address high risk/at risk populations (preterm birth, mental illness, SUD)



Oversee emergency preparedness and emergency medical services



Help address disparities in our health care system (racial, economic, and social)



# About the Health of Fresno County

We are less healthy than the rest of California

We have higher rates of communicable disease

We don't live as long

We have higher rates of pre-term birth and infant mortality

We have higher rates of chronic disease (diabetes, heart disease and asthma)

We have more burden from pollution

JAILS are microcosms of the rest of our community!

# What about COVID19

- ▶ Central California has lagged behind the rest of California in infections
- ▶ Skilled Nursing Facilities have been the hardest hit (lots of asymptomatic patients and workers)
- ▶ We are being hit harder because we have many essential workers in food related industries and prison industries.
- ▶ Social and racial inequities have been drivers of the disease (workforce, access to health care, and immigration concerns)
- ▶ Case rates are climbing – so we are opening up! (Snarky but true)
- ▶ Why should you care... JAILS are microcosms of the rest of our community!

# What can correctional facilities do?

- ▶ Plan for outbreaks – In Fresno County we are leaders – We had a mumps outbreak right before COVID! Good Practice!
- ▶ Communicate early and often – we learned from other congregate settings you need to prepare your population (employees and inmates) for cases
- ▶ Remember Emergency Preparedness is about WHO you know as much as WHAT you know (take a Public Health Official to Lunch Day)
- ▶ Have exercises –
  - ▶ Don't over complicate the scenario
  - ▶ Find the gaps
- ▶ Screen inmates on the way in – educate them while they are here – connect them to care on the way out

# Public Health Response

Public Health Response is not just a phone call or referral

Its an action plan to control the spread of disease, quickly and efficiently

Education, prevention, response, and control are the key elements



**HEALTHY  
FRESNO  
COUNTY**  
Better Together



# Fresno County COVID-19 Data and Surveillance Dashboard

Department of Public Health | Epidemiology Program



- Data and Surveillance Dashboard
- Additional Surveillance
- Mortality Review
- CDC COVID-19 Information

## Total Cases

**2,318**  
of 28,387 Total Tests

8.2% Tested Positive

## Active Cases

**1,584**  
of 2,318 Total Cases

68.3% Active

## Recovered

**685**  
of 2,318 Cases

29.6% Recovered

## Deceased

**49**  
of 2,318 Cases

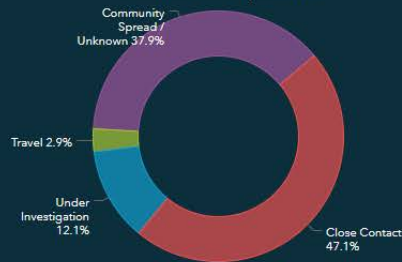
2.1% Deceased

## Hospitalized

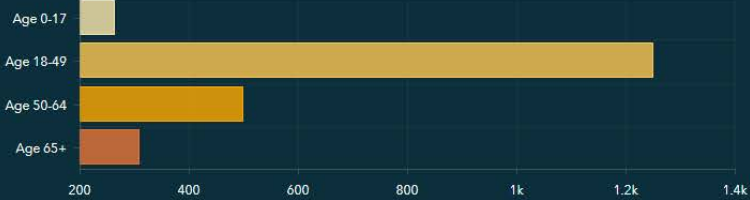
**241**  
of 2,318 Cases

10.4% Hospitalized

## Source of Exposure



## Cases by Age

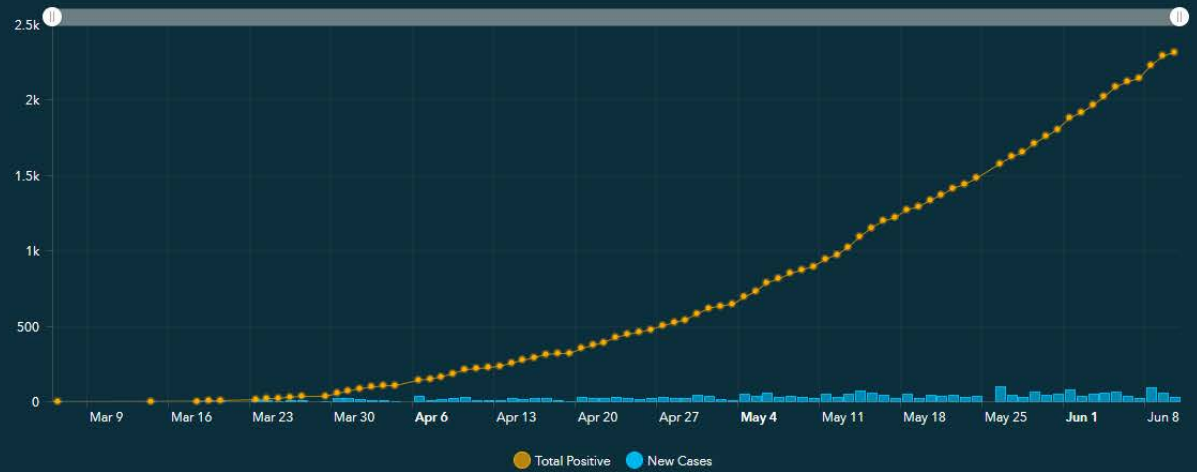


- Cases by Age
- Cases by Gender
- Cases by Race/Ethnicity

This dashboard is updated once per weekday between 2-4pm. Data is preliminary and subject to change.

⌚ Last updated: 6/10/2020, 3:22:00 PM

## Cases Over Time



- Cases
- Case Trends
- Logarithmic
- Map
- Case Status by Community
- Dashboard Details



Brittain Brantley // Director, Clinical Analytics

# COVID Surveillance

Clinical Analytics and monitoring COVID trends in the community

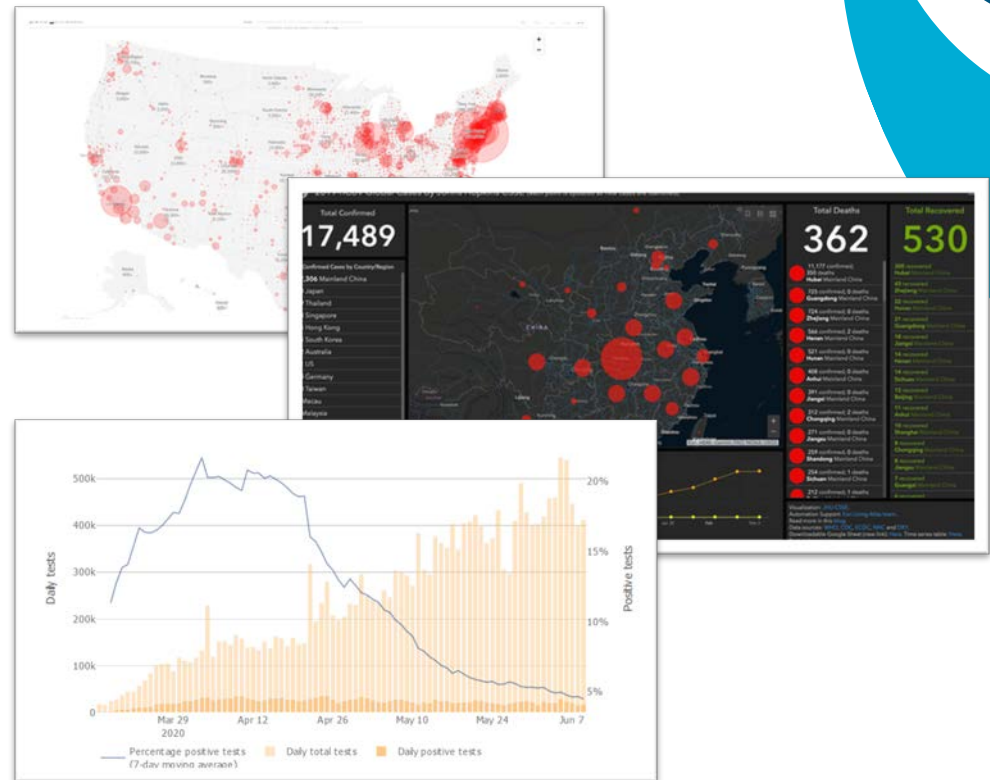
# Analytics needs in a changing landscape

Progression of COVID pandemic required real-time, iterative analytics for operators and clinical leaders.

Leveraged widely available public data to distill COVID trends for actionable insights.

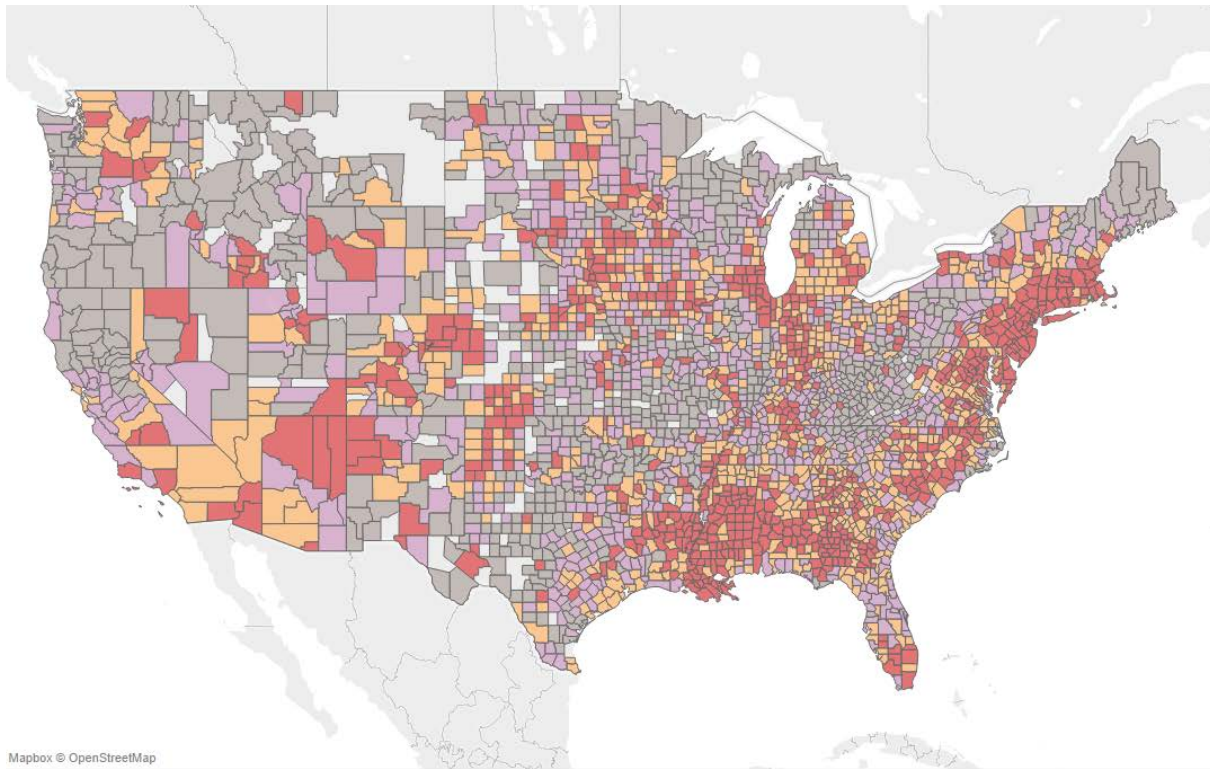
## Methods

- Sync publicly-recognized data sources (e.g. Johns Hopkins, CDC)
- Develop predictive metrics for hot-spot identification
- Pro-active alerting to leaders on high-risk areas



Brittain Brantley // Director, Clinical Analytics

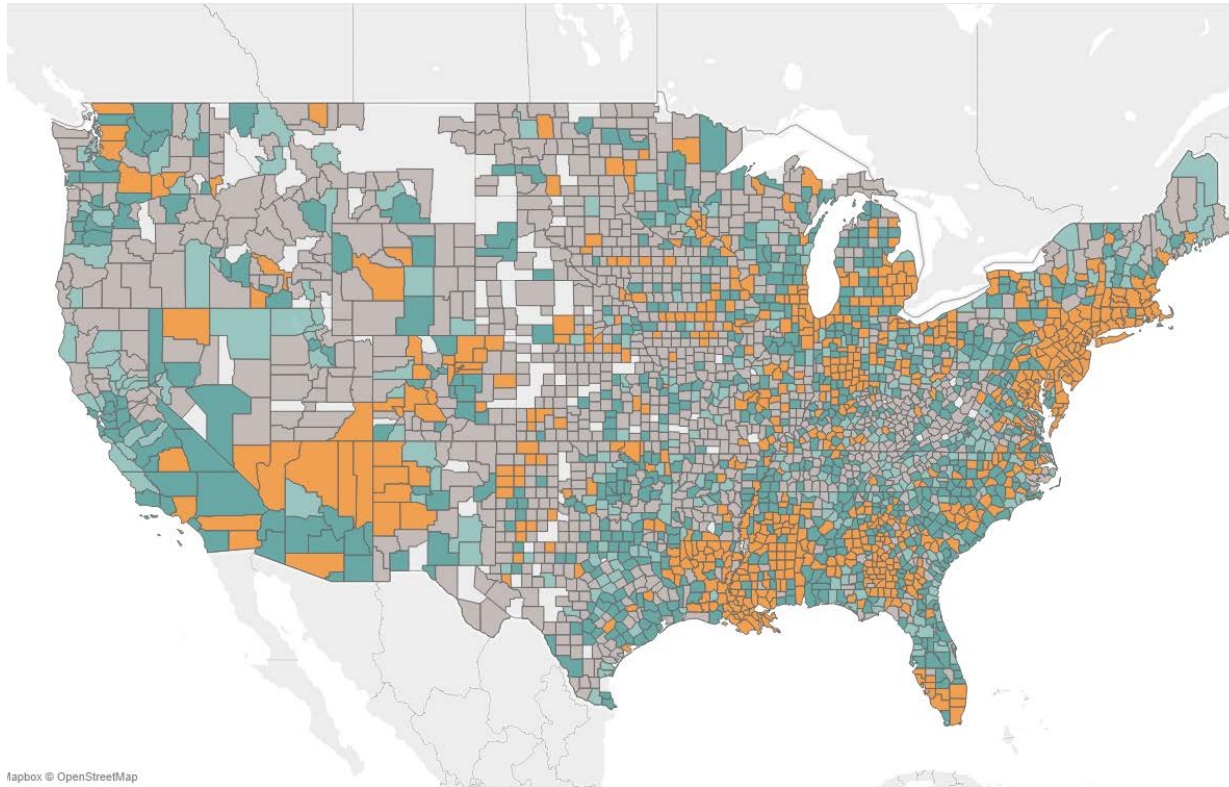
# COVID Cases per 100k



Brittain Brantley // Director, Clinical Analytics



# COVID Deaths per 100k

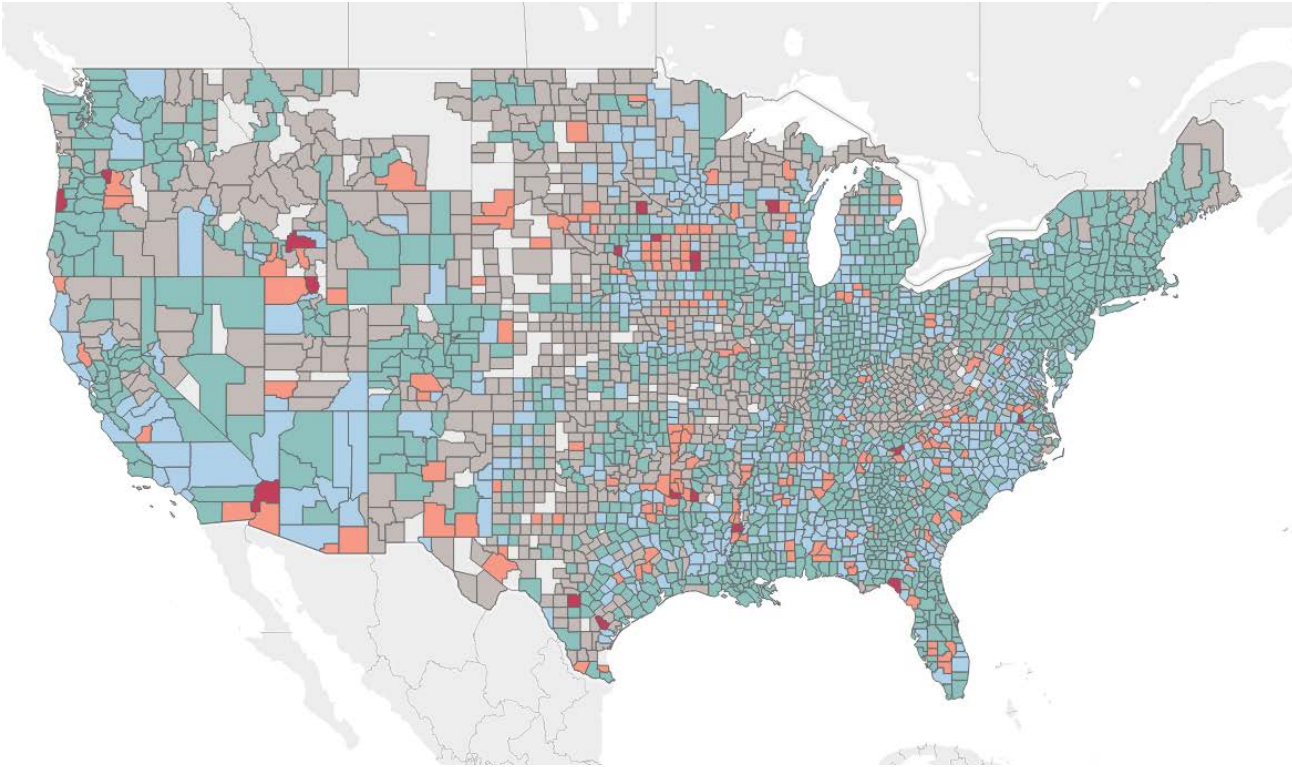


- 0to25%
- 25to50%
- 50to75%
- 75%plus

Brittain Brantley // Director, Clinical Analytics



# COVID Case Doubling Rate


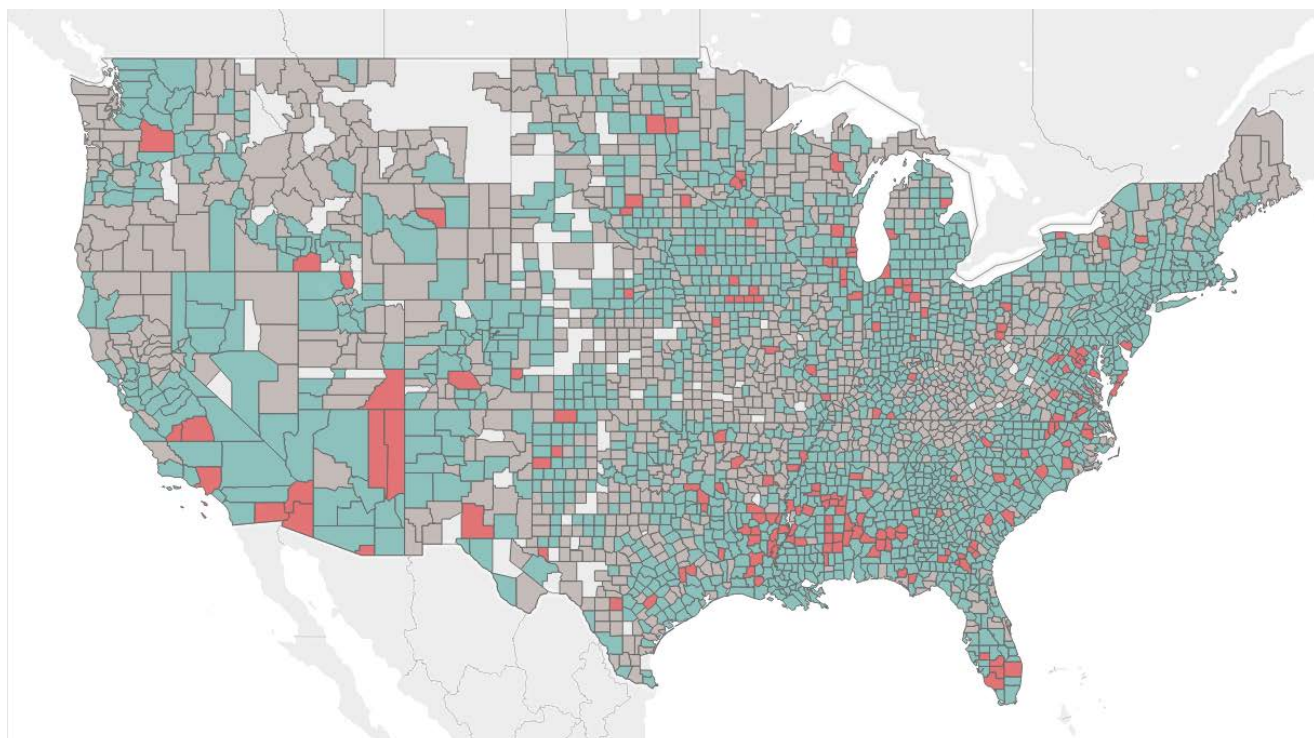


- 0-5
- 5-15
- 15-30
- 30plus
- less than 20 cases

Brittain Brantley // Director, Clinical Analytics



# COVID County Risk Monitoring



Brittain Brantley // Director, Clinical Analytics





## Wellpath COVID-19/Coronavirus Resource Page

Jump to: [NEW ADDITIONS](#) [CEO's MESSAGE](#) [PREPAREDNESS & ACTION PLANNING](#) [IMPORTANT TOPICS](#) [COVID-19 BASICS](#)

### NEW ADDITIONS

#### Partner Webinar Presentation Notes and Q&A – Friday, March 27, 2020

April 1, 2020



Thank you for joining Wellpath on the COVID-19/Coronavirus Partner Webinar on Friday, March 27, 2020. [Click here](#) to access the presentation slides. [Click here](#) to access the Q&A.

#### Keeping it Clean

March 30, 2020



Avoid infection with cleaning, disinfection, and hygiene One of the best ways to avoid infection with COVID-19 is keeping a safe distance – at least six feet – from an infected person. That may be difficult in most correctional or detention facilities. While the likelihood of contracting COVID-19 from hard surfaces or paper products is lower than airborne, the Centers...

### IMPORTANT LINKS/SITES

- [Interim Guidance on Management of Coronavirus Disease 2019 \(COVID-19\) in Correctional and Detention Facilities >>](#)
- [World Health Organization COVID-19 Q&A >>](#)
- [Strategies for eye protection, isolation gowns, facemasks, and N95 respirators >>](#)
- [American Jail Association list of COVID-19 Resources >>](#)
- [NCCHC COVID-19: What You Need to Know in Corrections >>](#)
- [The President's Coronavirus Guidelines for America – 15 Days to Slow the Spread >>](#)
- [OSHA COVID-19 Website >>](#)

[www.wellpathcare.com](http://www.wellpathcare.com)



# Poll

---

Changing the cadence.

Would you like to present?

[craig.diamond@Wellpath.us](mailto:craig.diamond@Wellpath.us)

Thank you

